

## Residential Fire Sprinklers



**Keeping the art of distribution simple**

## Keeping the Art of Fire Protection Simple

# Building a Safer Future

The introduction of **The Hackitt Report** has been a key driver in ensuring fire safety is imperative throughout both existing buildings and new residential projects.

Demand for cost effective, high quality fire protection systems is now more important than ever before. It's in all of our hands to "Build a Safer Future."



## The Shawston Way

At Shawston we work hard training, advising and informing our fire team of the relevant regulations and approvals required within the fire sector. Our team is highly experienced and are on hand to offer you unrivalled customer service and advice with each order you place.

We offer a wide range of residential fire safety products including BlazeMaster CPVC, residential fire sprinkler heads, test valves, brackets and supports, all available across our 5 nationwide branches.

All deliveries are fulfilled on FORS accredited vehicles via our own fleet, the very next day. Resulting in accurate, timely, greener deliveries.

## Keeping the Art of Fire Protection Simple

### Making it Easy




No more lost time spent procuring stock from different suppliers.



The full delivery on one vehicle which means less off loading, less paperwork and greener deliveries.



No hidden charges, carriage or minimum orders.



Unrivalled, hassle free, reliable service.



Collection five days a week or choose next day delivery from one of our five nationwide depots.

### New Opportunities

We are always searching for new and innovative fire protection solutions for building projects. Working alongside key suppliers such as Victaulic, Tyco and Potter we can share good practice and learn from each other to build a safer future for all.

Shawston. Keeping the art of fire protection simple.


**NEW PRODUCTS  
COMING SOON...**





# Residential Sprinkler Valve Sets

## Residential Valve Set Package



- **Brass cast nickel plated body**
- **Two red stainless steel levers**
- **Pressure gauge**
- **Flow switch (Potter or Hydrotech)**
- **Fully assembled for immediate install including the pre-set switch**

Please ask our Customer Service team about our monitoring solutions.

ITEM	Description
HS003	25mm Sprinkler Test Valve Single Port c/w Gauge & Flow Switch
HS008	25mm Sprinkler Test Valve Dual Port c/w Gauge & Flow Switch
HS009	25mm Sprinkler Test Valve Dual Port c/w Gauge Only
HS010	32mm Sprinkler Test Valve Dual Port c/w Gauge & Flow Switch
HS012	32mm Sprinkler Test Valve Dual Port c/w Gauge Only
HS018	40mm Sprinkler Test Valve Dual Port c/w Gauge Only
HS021G	Flow Switch Only (generic) with full set of paddle options
HS029	50mm Sprinkler Test Valve (Dual port) c/w Gauge & Flow Switch
HS008MS	25mm Sprink Test Valve Dual c/w Gauge Flow Switch & Microswitch
HS009MS	25mm Sprink Test Valve Dual Port c/w Gauge Only c/w Microswitch
HSS010MS	32mm Sprink Test Valve Dual c/w Gauge Flow Switch & Microswitch
HSS012MS	32mm Sprink Test Valve Dual c/w Gauge Only & Microswitch



## Legislation Change

**BS9251 Monitoring Regulations**  
What you need to know



All valves should be supplied, stored, handled, used and installed in accordance with the relevant British Standard, or other nationally recognised standard.

Except for category 1 systems, all valves which control the flow of water to the system should be electronically monitored for the open position. (BS9251: 2021)

Introducing our new Residential Sprinkler Valve with microswitch. Available with Potter Flow Switch or generic alternative.



New Residential Sprinkler Valve with micro switch.



Also available for retro fit projects of all sizes



Nationwide availability and next day delivery

Continue to be compliant with the latest BS9251:2021 legislation to keep your projects safe. Our Residential Sprinkler Valves with Monitoring Switch help to quickly resolve issues that could jeopardise the proper operation of an installed sprinkler system.

**Individual Microswitches also available**

# Residential Sprinkler Valve Sets

## Hydrotech Flow Switch



- Standard flow switch
- Max pressure 15 BAR
- Liquid Temp. 1°C to 100°C
- CE Marked

ITEM	Description
HS021G	Flow Switch Only (generic) with full set of paddle options

## Residential Valve



- Compact design
- Installation straight from the box
- Full size range
- Compatible with different switch solutions
- Twin or single port options
- Approved by Potter USA, UL & LPCB standards

ITEM	Description
HS012	32mm Sprinkler Test Valve Dual Port c/w Gauge Only
HS018	40mm Sprinkler Test Valve Dual Port c/w Gauge Only

## Potter Flow Switch



- Die-cast, red enamel finish
- Tamper resistant screwed cover
- Fits pipe sizes 25mm, 32mm, 38mm & 50mm
- Up to 17.2 BAR (250 PSI), up to 20.7 BAR (300 PSI) UL

ITEM	Description	Approval
POTTERVSR	Potter Flow Switch Model VS-S-EU	UL, ULC, CE Marked and LPCB Approved
POTTERVS	Potter Flow Switch Model VS-SPB	UL, cUL and CE Marked

## Microswitch



ITEM	Description
HS034	Microswitch c/w Bracket for 25mm Sprinkler Test Valve
HS035	Microswitch c/w Bracket for 32mm Sprinkler Test Valve

## Monitored Ball Valves



ITEM	Description
HS047	25mm Monitored Ball Valve
HS048	32mm Monitored Ball Valve
HS049	40mm Monitored Ball Valve
HS050	50mm Monitored Ball Valve

# Blazemaster® CPVC Pipe

## Pipes



CODE	DN		OD mm	ID mm	L m	Kg	Approvals
80300T	20	¾"	26.7	22.7	3.05	0.6	LPCB
80301T	25	1"	33.4	28.5	3.05	0.9	LPCB
80302T	32	1¼"	42.1	35.9	3.05	1.4	LPCB
80303T	40	1½"	48.3	41.1	3.05	1.8	LPCB
80304T	50	2"	60.3	51.4	3.05	2.9	LPCB
80305T	65	2½"	73.0	62.2	3.05	2.9	LPCB
80306T	80	3"	88.9	75.7	3.05	6.3	LPCB

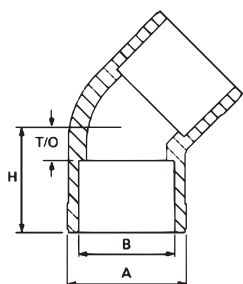
- **UL, FM and LPCB approved CPVC Blazemaster product**
- **Industry leading FBC compatibility support, only available for CPVC Blazemaster product**
- **Accredited Blazemaster installer training provided by our product manufacturer**
- **A highly reputed product manufacturer, where the same CPVC compound is used for both pipe and fittings**
- **Our product manufacturer provides a 10 year product warranty on all CPVC Blazemaster products**
- **Rapid Seal Adapter product range to support a quicker installation on site**

# Blazemaster® CPVC Fittings

## Elbows 45°



- Elbows, 45° Slip x Slip / 45°



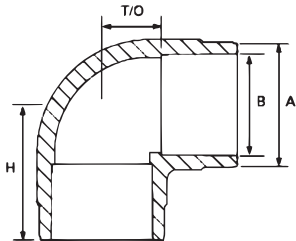
CODE	DN		A mm	H mm	T/O mm	Kg	Approvals
80050	20	¾"	33	30	9	0.036	LPCB
80051	25	1"	40	33	9	0.050	LPCB
80052	32	1¼"	50	47	20	0.091	LPCB
80053	40	1½"	59	48	12	0.141	LPCB
80054	50	2"	72	59	19	0.254	LPCB
80055	65	2½"	89	62	19	0.404	
80056	80	3"	106	75	25	0.504	

# Blazemaster® CPVC Fittings

## Elbows 90°



- Elbows, 90° Slip x Slip / 90°

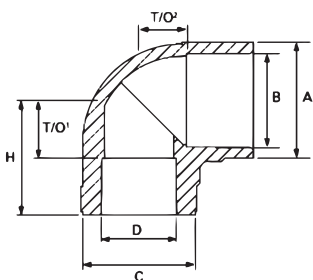


CODE	DN		A mm	H mm	T/O mm	Kg	Approvals
80025	20	¾"	33	36	16	0.041	LPCB
80026	25	1"	40	43	19	0.063	LPCB
80027	32	1¼"	50	50	23	0.095	LPCB
80028	40	1½"	59	62	27	0.181	LPCB
80029	50	2"	72	74	33	0.358	LPCB
80030	65	2½"	87	85	39	0.517	
80031	80	3"	105	95	46	0.825	

## Elbows 90° Reducing



- Elbow Reducing, 90° Slip x Slip / 90°



CODE	B DN	D DN	A mm	C mm	H mm	T/O' mm	T/O² mm	Kg	Approvals		
80032	25	1"	20	¾"	40	40	41	1	17	0.073	LPCB

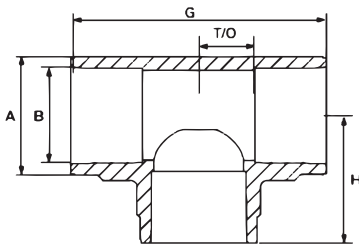


# Blazemaster® CPVC Fittings

## Tee Equal



- Tee, Equal Slip x Slip x Slip

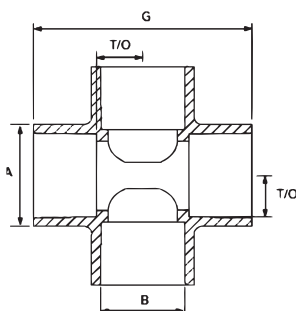


CODE	B DN		A mm	H mm	G mm	T/O mm	Kg	Approvals
80000	20	¾"	33	36	72	16	0.050	LPCB
80001	25	1"	40	40	81	18	0.086	LPCB
80002	32	1½"	50	48	95	22	0.118	LPCB
80003	40	1½"	59	62	125	27	0.231	LPCB
80004	50	2"	72	75	150	36	0.408	LPCB
80005	65	2½"	87	86	171	39	0.721	
80006A	80	3"	105	95	191	46	1.093	

## Cross Equal



- Cross, Equal Slip x Slip x Slip x Slip



CODE	B DN		A mm	G mm	T/O mm	Kg	Approvals
80009	20	¾"	33	70	15	0.059	LPCB
80010	25	1"	40	84	18	0.104	LPCB
80011A	32	1½"	50	95	23	0.154	LPCB
80012	40	1½"	59	125	27	0.304	LPCB
80013	50	2"	72	145	33	0.454	LPCB
80014A	65	2½"	89	171	39	0.866	LPCB
80008A	80	3"	106	192	46	1.311	

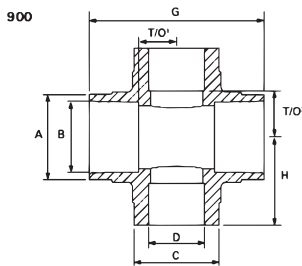
# Blazemaster® CPVC Fittings

## Cross Reducing



CODE	B DN	D DN	A mm	C mm	G mm	H mm	T/O <sup>1</sup> mm	T/O <sup>2</sup> mm	Kg	Approvals		
80015A	25	1"	20	3/4"	40	40	84	42	18	22	0.127	

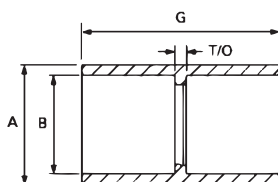
- **Cross Reducing, Slip x Slip x Slip x Slip**



## Coupling Equal



- **Coupling Equal, Slip x Slip**



CODE	B DN	A mm	G mm	T/O mm	Kg	Approvals	
80075	20	3/4"	33	54	3	0.032	
80076	25	1"	40	64	3	0.050	
80077	32	1 1/4"	50	56	4	0.054	
80078	40	1 1/2"	59	78	5	0.113	
80079	50	2"	72	84	5	0.172	
80080	65	2 1/2"	87	98	6	0.304	
80081	80	3"	105	108	5	0.413	

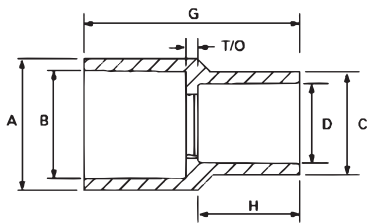
# Blazemaster® CPVC Fittings

## Coupling Reducing



CODE	B DN		D DN		A mm	C mm	G mm	H mm	T/O mm	Kg	Approvals
80220	25	1"	20	¾"	41	34	46	19	3	0.036	LPCB

- Coupling Reducing, Slip x Slip

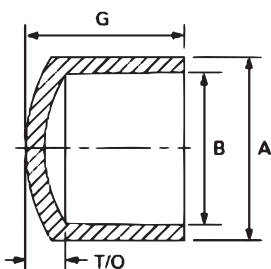


## End Cap Slip



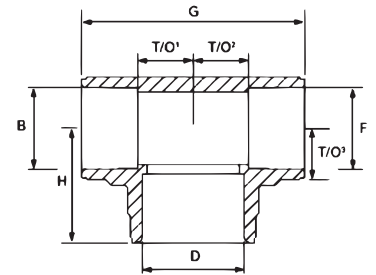
- End Cap, Slip

CODE	B DN		A mm	G mm	T/O mm	Kg	Approvals
80100	20	¾"	33	28	7	0.018	LPCB
80101	25	1"	40	33	10	0.027	LPCB
80102	32	1¼"	50	45	10	0.045	LPCB
80103	40	1½"	59	56	18	0.091	LPCB
80104	50	2"	72	57	15	0.141	LPCB
80105	65	2½"	87	70	22	0.263	LPCB
80106	80	3"	105	76	24	0.400	LPCB



# Blazemaster® CPVC Fittings

## Tee Reducing

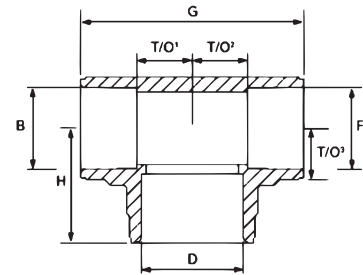


- Tee, Reducing, Slip x Slip x Slip























CODE	Tee Size B x D x F			Tee Size B x D x F			G mm	H mm	T/O¹ mm	T/O² mm	T/O³ mm	Kg	Approvals
	DN	DN	DN										
80132	20	20	25	¾"	¾"	1"	73	38	18	18	15	0.063	LPCB FM UL VdS
80133	25	20	20	1"	¾"	¾"	71	38	15	15	19	0.063	LPCB FM UL VdS
80134	25	20	25	1"	¾"	1"	78	41	19	18	18	0.077	LPCB FM UL VdS
80260	25	25	20	1"	1"	¾"	79	40	15	15	20	0.073	LPCB FM UL VdS
80135	32	25	20	1¼"	1"	¾"	85	43	16	15	24	0.095	LPCB FM UL VdS
80136	32	25	25	1¼"	1"	1"	84	45	19	19	23	0.100	LPCB FM UL VdS
80137	32	25	32	1¼"	1"	1¼"	92	46	23	23	22	0.118	LPCB FM UL VdS
80261	32	32	20	1¼"	1¼"	¾"	82	43	16	16	23	0.104	LPCB FM UL VdS
80262	32	32	25	1¼"	1¼"	1"	89	46	19	19	23	0.118	LPCB FM UL VdS
80138	32	32	40	1¼"	1¼"	1½"	119	63	26	26	26	0.195	LPCB FM UL VdS
80140	40	32	20	1½"	1¼"	¾"	100	53	15	15	26	0.163	LPCB FM UL VdS
80141	40	32	25	1½"	1¼"	1"	100	57	15	15	27	0.172	LPCB FM UL VdS
80263	40	40	20	1½"	1½"	¾"	103	53	15	15	24	0.163	LPCB FM UL VdS
80264	40	40	25	1½"	1½"	1"	103	58	15	15	27	0.172	LPCB FM UL VdS
80275	40	40	32	1½"	1½"	1¼"	118	59	22	22	26	0.204	LPCB FM UL VdS

## Blazemaster® CPVC Fittings

### Tee Reducing (continued)



- Tee, Reducing, Slip x Slip x Slip

CODE	Tee Size B x D x F			Tee Size B x D x F			G mm	H mm	T/O¹ mm	T/O² mm	T/O³ mm	Kg	Approvals
	DN	DN	DN										
80265	50	50	20	2"	2"	¾"	116	62	19	19	35	0.277	LPCB   VdS
80266	50	50	25	2"	2"	1"	123	66	22	22	35	0.299	LPCB   VdS
80274	50	50	32	2"	2"	1¼"	132	69	26	26	36	0.336	LPCB   VdS
80267	50	50	40	2"	2"	1½"	137	71	29	29	35	0.354	LPCB   VdS
80271	65	65	25	2½"	2½"	1"	171	70	39	39	39	0.649	LPCB  
80272	65	65	32	2½"	2½"	1¼"	171	73	39	39	40	0.662	LPCB  
80273	65	65	40	2½"	2½"	1½"	171	75	39	39	39	0.671	LPCB  
80276	65	65	50	2½"	2½"	2"	171	80	39	39	40	0.680	LPCB  
80270	80	80	40	3"	3"	1½"	191	83	46	46	46	1.034	 
80268	80	80	50	3"	3"	2"	191	85	46	46	46	1.021	 
80269	80	80	65	3"	3"	2½"	191	92	46	46	46	1.107	 

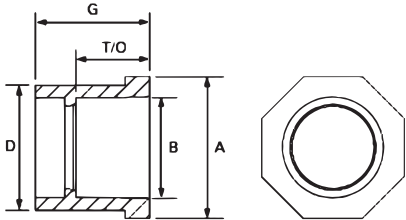


# Blazemaster® CPVC Fittings

## Bush Reducing



- **Bush Reducing, Spigot x Slip**



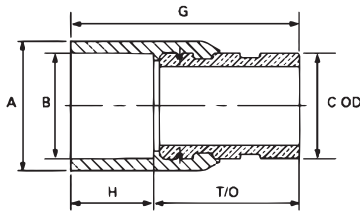
CODE	Size D x B		Size D x B		A mm	G mm	T/O mm	Kg	Approvals
	DN	DN							
80200	25	20	1"	¾"	38	30	11	0.018	LPCB FM UL VdS
80201	32	20	1¼"	¾"	47	32	12	0.050	LPCB FM UL VdS
80202	32	25	1¼"	1"	47	32	8	0.054	LPCB FM UL VdS
80203	40	20	1½"	¾"	53	42	15	0.072	LPCB FM UL VdS
80204	40	25	1½"	1"	53	42	12	0.063	LPCB FM UL VdS
80205	40	32	1½"	1¼"	53	42	9	0.077	LPCB FM UL VdS
80206	50	20	2"	¾"	66	47	20	0.122	LPCB FM UL VdS
80207	50	25	2"	1"	66	47	17	0.118	LPCB FM UL VdS
80208	50	32	2"	1¼"	66	47	14	0.109	LPCB FM UL VdS
80209	50	40	2"	1½"	66	47	11	0.086	LPCB FM UL VdS
80215	65	25	2½"	1"	79	54	24	0.190	LPCB FM UL
80214	65	32	2½"	1¼"	79	54	20	0.204	LPCB FM UL
80213	65	40	2½"	1½"	79	54	18	0.209	LPCB FM UL
80211	65	50	2½"	2"	79	54	15	0.152	LPCB FM UL
80210	80	50	3"	2"	96	59	20	0.387	FM UL
80212	80	65	3"	2½"	96	59	13	0.213	FM UL

# Blazemaster® CPVC Fittings

## Coupling Adapter




- Coupling Adapter, Slip x Groove

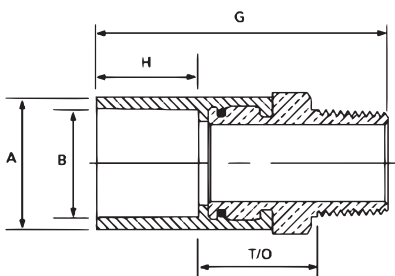


CODE	Size				A mm	G mm	H mm	T/O mm	Kg	Approvals
	Nom.		B mm	C mm						
	DN									
80160	32	1¼"	32	42.2	52	93	34	59	0.354	LPCB FM UL VdS
80161	40	1½"	40	48.3	59	95	37	58	0.431	LPCB FM UL VdS
80162	50	2"	50	60.3	72	98	40	58	0.644	LPCB FM UL VdS
80163	65	2½"	65	73.0	87	107	49	58	1.034	LPCB FM UL
80169	65	2½"	65	76.1	91	107	49	58	1.155	LPCB FM UL
80164	80	3"	80	88.9	105	110	52	58	1.361	FM UL

## Threaded Adapter



- Male Threaded Adapter, Slip x Male Thread



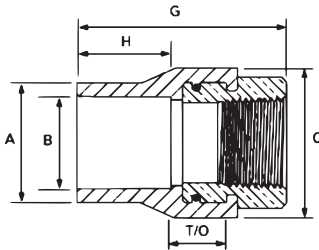
CODE	B Nom.		B Threaded		A mm	G mm	H mm	T/O mm	Kg	Approvals
	DN		DN							
80157	20	¾"	20	¾" NPT	33	72	25	33	0.150	LPCB FM UL VdS
80158	25	1"	25	1" NPT	40	84	32	35	0.254	LPCB FM UL VdS
82005	25	1"	25	1" BSP	40	84	32	35	0.254	LPCB FM UL VdS

# Blazemaster® CPVC Fittings

## Threaded Adapter



- **Female Threaded Adapter, Slip x Female thread**

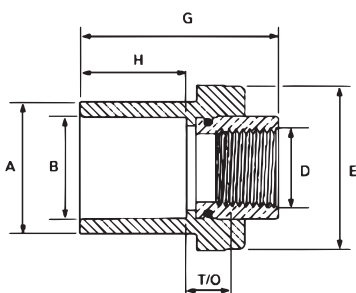


CODE	B Nom.		B Threaded		A mm	C mm	G mm	H mm	T/O mm	Kg	Approvals
	DN		DN								
80142	20	¾"	20	¾" NPT	35	43	61	27	21	0.186	LPCB
80145	25	1"	25	1" NPT	43	52	69	30	23	0.286	LPCB
80146	32	1¼"	32	1¼" NPT	52	61	79	34	28	0.467	LPCB
80147	40	1½"	40	1½" NPT	59	67	87	36	34	0.644	LPCB
80148	50	2"	50	2" NPT	72	88	100	40	43	1.207	LPCB
82001	25	1"	25	1" BSP	43	52	69	30	23	0.286	LPCB
82002	32	1¼"	32	1¼" BSP	52	61	79	34	28	0.467	LPCB
82003	40	1½"	40	1½" BSP	59	67	87	36	34	0.644	LPCB
82004	50	2"	50	2" BSP	72	88	100	40	43	1.207	LPCB

## Sprinkler Head Adapter Type E



- **Female Threaded Adapter, Slip x Female Thread, Type E**



CODE	B		D		A mm	C mm	G mm	H mm	T/O mm	Kg	Approvals
	DN		DN								
80175E	20	¾"	15	½" NPT	35	43	52	28	12	0.091	LPCB
80176E	25	1"	15	½" NPT	43	43	56	31	12	0.100	LPCB

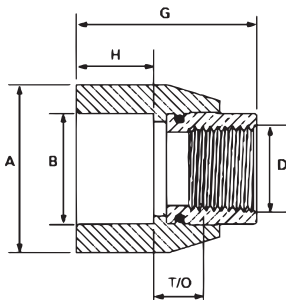
# Blazemaster® CPVC Fittings

## Sprinkler Head Adapter



CODE	B		D		A mm	G mm	H mm	T/O mm	Kg	Approvals
	DN		DN							
80175W	20	3/4"	15	1/2"	41	44	19	12	0.086	LPCB FM UL VdS
80176W	25	1"	15	1/2"	40	49	25	12	0.082	LPCB FM UL VdS

- Female Threaded Adapter, Slip x Female Thread, Type W

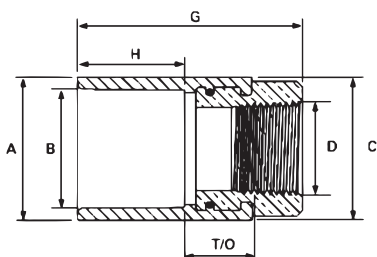


## Sprinkler Head Adapter



CODE	B		D		A mm	C mm	G mm	H mm	T/O mm	Kg	Approvals
	DN		DN								
80175WL	20	3/4"	15	1/2" NPT	33	33	44	20	11	0.073	LPCB FM UL VdS
80179	25	1"	20	3/4" NPT	43	43	64	30	11	0.195	LPCB FM UL VdS

- Female Threaded Adapter, Slip x Female Thread, Type WL



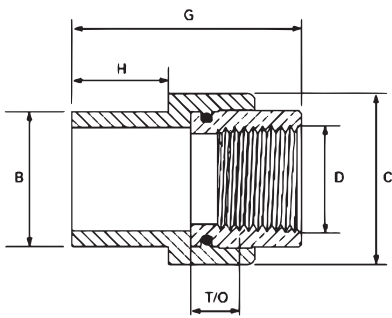
# Blazemaster® CPVC Fittings

## Sprinkler Head Adapter



CODE	B		D		C mm	G mm	H mm	T/O mm	Kg	Approvals
	DN		DN							
80177L	20	3/4"	15	1/2" NPT	34	45	19	13	0.073	LPCB
80178	25	1"	15	1/2" NPT	43	49	22	14	0.091	LPCB
80180	25	1"	20	3/4" NPT	43	57	22	22	0.180	LPCB

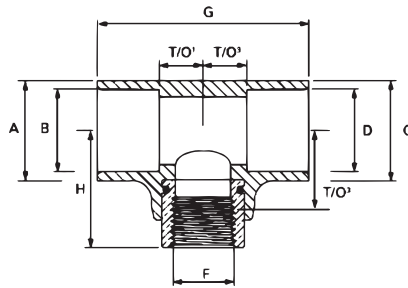
- Sprinkler Head Adapter, Spigot x Female Thread





# Blazemaster® CPVC Fittings

## Sprinkler Head Tee



- **Sprinkler Head Tee, Slip x Female Thread x Slip**

CODE	B x F x D						A mm	C mm	G mm	H mm	T/O¹ mm	T/O² mm	T/O³ mm	Kg	Approvals
	DN		DN		DN										
80250	20	¾"	15	½" NPT	20	¾"	33	33	69	38	14	14	25	0.100	LPCB FM UL VdS
80251	25	1"	15	½" NPT	25	1"	40	40	83	46	18	18	36	0.131	LPCB FM UL VdS
80252	32	1¼"	15	½" NPT	32	1¼"	50	50	76	46	11	11	33	0.141	LPCB FM UL VdS
80256	32	1¼"	15	½" NPT	25	1"	50	40	76	46	11	14	33	0.136	LPCB FM UL VdS
80249	25	1"	25	1" NPT	25	1"	40	40	93	56	23	23	40	0.331	LPCB FM UL VdS
80257	40	1½"	15	½" NPT	32	1¼"	59	52	98	49	12	12	36	0.195	LPCB FM UL VdS
80254	40	1½"	15	½" NPT	40	1½"	59	59	98	49	12	12	36	0.209	LPCB FM UL VdS
80258	50	2"	15	½" NPT	40	1½"	72	59	104	55	12	12	43	0.254	LPCB FM UL VdS
80253	50	2"	15	½" NPT	50	2"	72	72	104	55	13	13	42	0.281	LPCB FM UL VdS

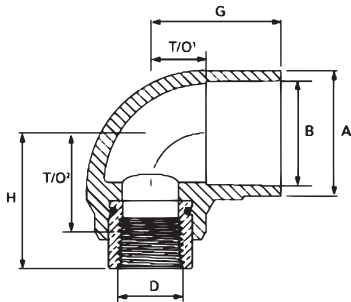
# Blazemaster® CPVC Fittings

## Sprinkler Head Adapter



CODE	B		D		A mm	G mm	H mm	T/O <sup>1</sup> mm	T/O <sup>2</sup> mm	Kg	Approvals
	DN		DN								
80199	20	¾"	15	½" NPT	33	35	38	14	25	0.091	LPCB
80198	25	1"	15	½" NPT	40	40	44	18	31	0.118	LPCB
80196	25	1"	20	¾" NPT	45	51	49	27	37	0.120	LPCB

- Sprinkler Head Adapter, Spigot x Female Thread / Blazemaster Fitting

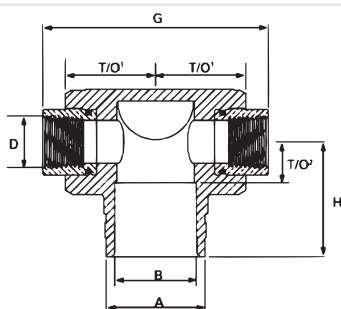


## Back-To-Back Sprinkler Tee



CODE	B		D		A mm	G mm	H mm	T/O <sup>1</sup> mm	T/O <sup>2</sup> mm	Kg	Dry Wall Size	Approvals
	DN		DN									
80459	25	1"	15	½" NPT	40	92	47	34	17	0.218	¾"	LPCB
80460	25	1"	15	½" NPT	40	85	47	30	17	0.209	½"	LPCB

- Back-to-Back, Sprinkler Tee, Slip x Female Thread



## Blazemaster® CPVC Fittings

### Rapid Seal Adapter



CODE	Description	Nominal Pipe Size ANSI Inches DN	Thread Size
80175RS2	Rapid Seal Straight Adapter	¾" DN20	½" NPS
80176RS2	Rapid Seal Straight Adapter	1" DN25	½" NPS
80177RS2	Rapid Seal Spigot	¾" DN20	½" NPS
80178RS2	Rapid Seal Spigot	1" DN25	½" NPS
80199RS2	Rapid Seal 90° Elbow	¾" DN20	½" NPS
80198RS2	Rapid Seal 90° Elbow	1" DN25	½" NPS

### Gasket Replacement Tools

CODE	Description
3060	Rapid Seal Gasket Replacement Tool
3061	Rapid Seal Gasket Removal Pick
3062	Rapid Seal Replacement Gasket (Qty. 10)

### Rapid Seal Tee



CODE	Description	Size
80250RS2	Sprinkler Head Tee Slip x Female	¾" x ½" x ¾"
80251RS2	Sprinkler Head Tee Slip x Female	1" x ½" x 1"
80460RS2	RSA Back-to-Back Sprinkler Tee (Slip x Female) NPT Thread	1" x ½" x ½" (3-3/8" takeout)
80459RS2	RSA Back-to-Back Sprinkler Tee (Slip x Female) NPT Thread	1" x ½" x ½" (3-5/8" takeout)

### Rapid Seal Cross



CODE	Description	Size
80462RS2	RSA Back-to-Back Sprinkler Cross (Slip x Female) NPT Thread	1" x ½" x 1 x ½" (3-3/8" takeout)
80463RS2	RSA Back-to-Back Sprinkler Cross (Slip x Female) NPT Thread	1" x ½" x 1 x ½" (3-5/8" takeout)

Shawston offer a full range of fixings and pipe supports to install CPVC systems, this can be found in our [Pipe Supports and Bracketry brochure](#).

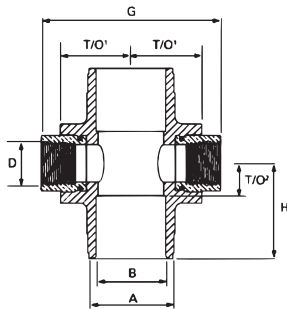
# Blazemaster® CPVC Fittings

## Back-To-Back Sprinkler Cross



CODE	B		D		A mm	G mm	H mm	T/O <sup>1</sup> mm	T/O <sup>2</sup> mm	Kg	Dry Wall Size	Approvals
	DN		DN									
80462	25	1"	15	½" NPT	40	86	45.5	30	15	0.209	½"	LPCB
80463	25	1"	15	½" NPT	40	93	45.5	34	15	0.213	¾"	LPCB

- Back-to-Back, Sprinkler Cross, Slip x Female Thread



## TFP-500



CODE	Packing Size	Description	Kg	Approvals
90740	0.47 Ltr, Tin/Dose/Pot	TFP-500 One-Step Cement with Dauber Attached to Lid	0.55	LPCB
90741	0.95 Ltr, Tin/Dose/Pot	TFP-500 One-Step Cement with Dauber Attached to Lid	1.08	LPCB

## Blazemaster® CPVC Tools

### Dauber



CODE	Description	Kg
90400	Dauber 1½" Diameter for Pipe Sizes 1" to 3"	0.011
90401	Dauber ¾" Diameter for Pipe Sizes ¾" to 1¼"	0.008

### TC3QPVC - CPVC Tools, Pipe Cutter



CODE	Description	Kg
90353	Pipe Cutter Model TC3 QPVC with Wheel for CPVC Pipe, Diameters DN20 to DN80	1.1
3-6PVC	Replacement Cutter Wheel Model 3-6PVC for Model TC3QPVC Pipe Cutter	0.32

### DEB2 - Deburring Tool



CODE	Description	Kg
91346	Deburring Tool for Inner and Outer Edges of Pipes, for Pipe sizes upto DN50	1.1

### DEB4 - Deburring Tool



CODE	Description	Kg
90357	Deburring Tool for Inner and Outer Edges of Pipes, for Pipe Sizes DN32 upto DN80	0.01



## Blazemaster® CPVC Consumables

### Test Plugs



CODE	A		Description	Color	Kg
	DN				
90270	15	½"	Test Plug, Brass Thread ½" for Sprinkler Fittings	White	0.115

### Caulk & Walk® Fire Stopping Sealant



CODE	Packing Size	Description	Kg	Approvals
61126	0.3 Ltr Tube	Caulk & Walk Fire Stopping Sealant	0.4	UL

### Glycerine U.S.P Grade



CODE	Packing Size	Description	Kg
90505	5 Ltr	Litre Can Antifreeze for CPVC Systems, USP Grade [96.5%]	0.4

### Thread Sealant



CODE	Packing Size	Description	Kg
31232	0.47 Ltr	Joint Compound for CPVC Threaded Adapters	0.55

## Brackets and Pipe Supports

### CPVC Strap One Hole Snapper



CODE	Size
10700272	¾"
10700342	1"
10700422	1¼"
10700482	1½"
10700602	2"

### CPVC Strap Two Hole Snapper



CODE	Size
10800272	¾"
10800342	1"
10800422	1¼"
10800482	1½"
10800602	2"

### CPVC Strap Side Mount Snapper



CODE	Size
10900272	¾"
10900342	1"
10900422	1¼"
10900482	1½"
10900602	2"

### CPVC Stand Off Two Hole Strap




CODE	Size
HOME01	¾"
HOME02	1"
HOME03	1¼"
HOME04	1½"
HOME05	2"

## Brackets and Pipe Supports

**RODM**


**Screwed Rod BZP**



Sizes						
Length	M6	M8	M12	M16	M20	M24
1m	✓	✓	✓	✓	✓	✓
2m	✓	✓	✓	✓	✓	✓
3m	✓	✓	✓	✓	✓	✓

**STUDM**

**Cut Studs BZP**



Sizes
M6 to M30 Diameters cut to length

**SQWM**

**Square Washer 6mm Thick**



Sizes
M6
M8
M10
M12
M16

**RPLUG**

**Plastic Wall Plugs**



Sizes
Red / 5.5mm
Brown / 7mm


# Brackets and Pipe Supports

## PCRL Rubber Lined Pipe Clips




CODE	Pipe Size	Grip Range (mm)	Boss Type	Screw (mm)	Material (mm)
PCRL015	15cu	13 - 20	M8/M10	M5 x M18	1 x 20
PCRL016-20	18mm	17 - 23	M8/M10	M5 x M18	1 x 20
PCRL022	22cu	21 - 26	M8/M10	M5 x M18	1 x 20
PCRL028	28cu	26 - 35	M8/M10	M5 x M18	1 x 20
PCRL035	35cu	33 - 37	M8/M10	M5 x M18	1 x 20
PCRL042	42cu	40 - 46	M8/M10	M5 x M18	1.2 x 20
PCRL040	1 1/2"	48 - 53	M8/M10	M5 x M18	1.2 x 20
PCRL054	54cu	53 - 59	M8/M10	M5 x M18	1.2 x 20
PCRL050	2"	60 - 66	M8/M10	M5 x M18	1.2 x 20
PCRL067	67cu	67 - 77	M8/M10	M6 x M25	1.5 x 25
PCRL076	76cu	75 - 84	M8/M10	M6 x M25	1.5 x 25
PCRL083	3"	87 - 96	M8/M10	M6 x M25	1.5 x 25
PCRL095	95mm	94 - 104	M8/M10	M6 x M25	1.5 x 25
PCRL108	108cu	102 - 111	M8/M10	M6 x M25	1.5 x 25
PCRL100	4"	109 - 119	M8/M10	M6 x M25	1.5 x 25
PCRL129	120cu	122 - 135	M8/M10	M6 x M25	2 x 25
PCRL125	133cu	128 - 139	M8/M10	M6 x M25	2 x 25
PCRL125	5"	135 - 148	M8/M10	M6 x M25	2 x 25
PCRL159	159cu	151 - 164	M8/M10	M6 x M25	2 x 25
PCRL150	6"	158 - 170	M8/M10	M6 x M25	2 x 25
PCRL200	200mm	200mm	M8/M10	M8 x M30	3 x 30
PCRL250	250mm	250mm	M12/M16	M12 x M30	4 x 40
PCRL315	315mm	315mm	M12/M16	M12 x M30	4 x 40

## BPMBLK Black Back Plate Female



Sizes
M10 & M12
Black

## BPMF Brass Back Plate Female

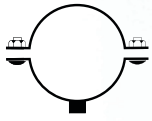


Sizes
M10
Brass

## Brackets and Pipe Supports

**PCUL**

**Unlined Lightweight Pipe Clips**



CODE	Pipe Size	Grip Range (mm)	Boss Type	Screw (mm)	Material (mm)
PCUL012NB	½"	19 - 23	M8/M10	M5 x M18	1 x 20
PCUL015	22mm	23 - 28	M8/M10	M5 x M18	1 x 20
PCUL020NB	¾"	26 - 35	M8/M10	M5 x M18	1 x 20
PCUL025NB	1"	32 - 35	M8/M10	M5 x M18	1 x 20
PCUL032NB	1 ¼"	39 - 43	M8/M10	M5 x M18	1 x 20
PCUL040NB	1 ½"	45 - 51	M8/M10	M5 x M18	1.2 x 20
PCUL054	55mm	54 - 58	M8/M10	M5 x M18	1.2 x 20
PCUL050NB	2"	60 - 65	M8/M10	M5 x M18	1.2 x 20
PCUL070	70mm	67 - 71	M8/M10	M5 x M18	1.2 x 20
PCUL065NB	2 ½"	74 - 82	M8/M10	M6 x M25	1.5 x 25
PCUL075NB	85mm	82 - 89	M8/M10	M6 x M25	1.5 x 25
PCUL080	3"	91 - 98	M8/M10	M6 x M25	1.5 x 25
PCUL100	95mm	93 - 101	M8/M10	M6 x M25	1.5 x 25
PCUL105	105mm	102 - 109	M8/M10	M6 x M25	1.5 x 25
PCUL100NB	4"	109 - 117	M8/M10	M6 x M25	1.5 x 25
PCUL120	120mm	116 - 125	M8/M10	M6 x M25	1.5 x 25
PCUL125	125mm	129 - 141	M8/M10	M6 x M25	2 x 25
PCUL125NB	5"	136 - 146	M8/M10	M6 x M25	2 x 25
PCUL145	145mm	142 - 154	M8/M10	M6 x M25	2 x 25
PCUL150NB	6"	158 - 169	M8/M10	M6 x M25	2 x 25
PCUL170	175mm	166 - 177	M8/M10	M6 x M25	2 x 25
WPCUL175	170mm	170 - 180	M10	M8 x M35	3 x 25
WPCUL180	180mm	180 - 190	M10	M8 x M35	3 x 25
WPCUL190	200mm	190 - 200	M10	M8 x M35	3 x 25
WPCUL200NB	8"	212 - 219	M10	M8 x M35	3 x 25

**NUTFM**

**Flanged Nut BZP**



**Sizes**

M8  
M10  
M12  
M16

**NUTM**

**Hexagon Nut BZP**



**Sizes**

M6  
M8  
M10  
M12  
M16  
M20  
M30

**WASHERM**

**Plain Round Washer BZP**



**Sizes**

M6  
M8  
M10  
M12  
M16  
M20  
M30

## Brackets and Pipe Supports

**WOODPC**
**Pz Wood Screws BZP**


Length	No4	No5	No6	No8	No10	No12
5/8"	✓	✓	-	-	-	-
1/2"	✓	✓	✓	✓	-	-
3/4"	✓	✓	✓	✓	✓	✓
1"	✓	-	✓	✓	✓	✓
1.25"	-	-	✓	✓	✓	✓
1.5"	-	-	✓	✓	✓	✓
1.75"	-	-	✓	✓	✓	✓
2"	-	-	-	✓	✓	✓
2.5"	-	-	-	✓	✓	✓
3.5"	-	-	-	-	✓	✓
4"	-	-	-	-	✓	✓

**PENNYWM**
**Penny Washer BZP**



	Sizes			
O / D	M6	M8	M10	M12
20mm	✓	-	-	-
25mm	✓	✓	✓	-
30mm	✓	✓	✓	-
40mm	-	✓	✓	✓

**ALSO AVAILABLE IN HOT DIP GALVANISED & STAINLESS STEEL**

## Brackets and Pipe Supports

**HKDS**

**Drop In Standard Anchor**



**Sizes**

M6

M8

M10

M12

M16

M20

**TAPCON**

**Concrete Screw Rod Hanger**



**Sizes**

M8

M10

Dual thread

**Lindapter**

**Type VN - V Nut**



**Sizes**

M6

M8

M10

**CODE**

WEDGENUTM06

WEDGENUTM08

WEDGENUTM10

**ANKER**

**Concrete Screw Hex Head**



**Sizes**

M6

M8

M10

M12

M16

**Suitable for use with:**

- **Structural Metal Decks (SMD®) Ribdeck® 51**
- **EN Standard Steel Tube**
- **Richard Lees® Steel Decking Holorib® and Superib®**
- **Kingspan® Structural Products**
- **Multideck® 50**
- **Metfloor® 55**



# Get in touch with your local Shawston Depot

## Glasgow

Block 1 Unit 4  
Annick Industrial Estate  
31 Sandilands Street  
Shettleston  
Glasgow  
G32 0HT  
Tel: 0141 778 6975

## Manchester

Great Norbury Street  
Hyde  
Cheshire  
SK14 1BW  
Tel: 0161 368 4545

## Birmingham

Bay 1 Block D  
The Bescot Estate  
Woden Road West  
Wednesbury  
West Midlands  
WS10 7SG  
Tel: 0121 556 3400

## Shawston Steel Tube Processing & Distribution Centre

Unit G  
Third Avenue  
Poynton  
Stockport  
SK12 1YL  
Tel: 0162 587 7133

## London

Units 8 & 9  
Hillbottom Road  
Sands Industrial Estate  
High Wycombe  
HP12 4HS  
Tel: 01494 460 910

# www.shawston.co.uk

---

Shawston London  
Units 8 & 9,  
Hillbottom Road,  
Sands Industrial Estate,  
High Wycombe,  
Bucks HP12 4HS

Tel: 01494 460 910  
Fax: 01494 522 573  
Email: London@shawston.co.uk

Shawston Birmingham  
Bay 1, Block D,  
The Bescot Estate,  
Woden Road West, Wednesbury  
West Midlands WS10 7SG

Tel: 0121 556 3400  
Fax: 0121 506 4669  
Email: Birmingham@shawston.co.uk

Shawston Manchester  
Great Norbury Street,  
Hyde,  
Cheshire SK14 1BW

Tel: 0161 368 4545  
Fax: 0161 367 8114  
Email: Manchester@shawston.co.uk

Shawston Glasgow  
Block 1 Unit 4,  
Annick Industrial Estate,  
31 Sandilands Street,  
Shettleston,  
Glasgow G32 0HT

Tel: 0141 778 6975  
Fax: 0141 778 6264  
Email: Glasgow@shawston.co.uk

---